




Dubex

Good at crop protection



A complete range of cropsprayers



Mounted sprayers from 700 - 1100 L and 12 – 27 m booms



Model 1

- ⇒ 700L-1100L
- ⇒ 12m or 12.5m
- ⇒ 100 or 200 L/Min
- ⇒ Manual folding
- ⇒ Hydraulic lift



Model 2S



Model 2S

- ⇒ 700L-1100L
- ⇒ 12 or 15 m
- ⇒ 100 or 200 L/Min
- ⇒ Hydraulic fold
- ⇒ Hydraulic lift



Model 8



Model 8

- ⇒ 700L-1100L
- ⇒ 18, 21 or 24 m
- ⇒ 200 or 250 L/Min
- ⇒ Hydraulic fold
- ⇒ Hydraulic lift
- ⇒ Hydraulic tilt



Trailed sprayers from 1800 L



The new 3200 L Vector



The Mentor with 4000L tank



Working width ranging:

- ⇒ 18m
- ⇒ 21m
- ⇒ 24m
- ⇒ 27m
- ⇒ 33m
- ⇒ 36m
- ⇒ 39m
- ⇒ 45m



Up to the 6000 L Stentor



**And self-propelled from
2300 L**



Up to 4000L



And working width up to 36 m



Dubex Superbalance

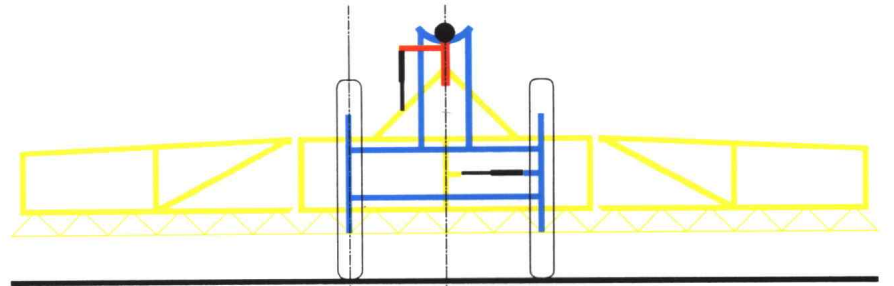
⇒ The unique Dubex Superbalance boom suspension



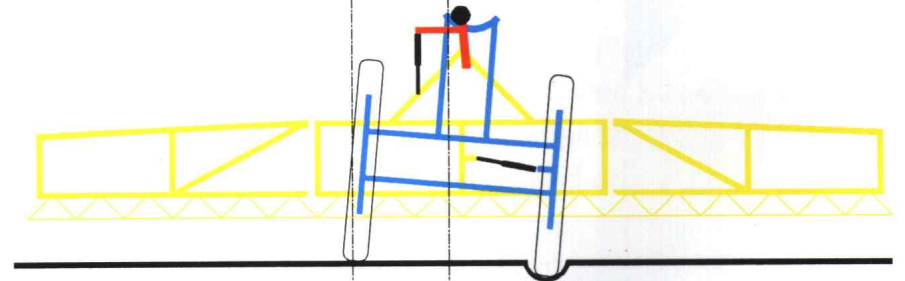
⇒ As the boom is isolated from the chassis, movements of the chassis will only have a minimal effect on the sprayboom

⇒ Perfect balance: Perfect distribution

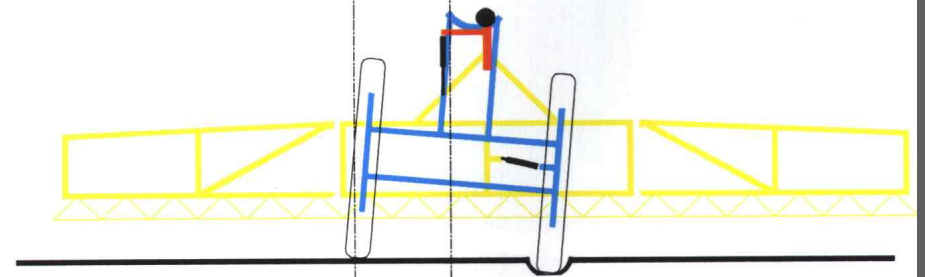
Dubex Superbalance



afb. 1



afb. 2



afb. 3

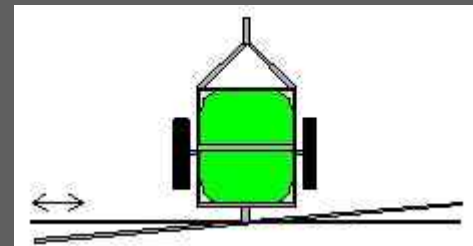
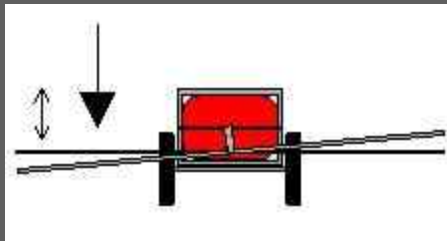
The BBA has proven

- ⇒ Sprayboom test in februari 2000 performed by the BBA assigned by the Boerderij and Top Agrar trade magazines
- ⇒ Dubex spraybooms show the best balance
- ⇒ Dubex show the least yaw
- ⇒ Dubex results in the best chemical distribution on the crop



BIOLOGISCHE BUNDESANSTALT
Fachgruppe Anwendungstechnik

Dynamisch distribution pattern measured with trailed sprayers and 27m working width



Yellow : Dubex

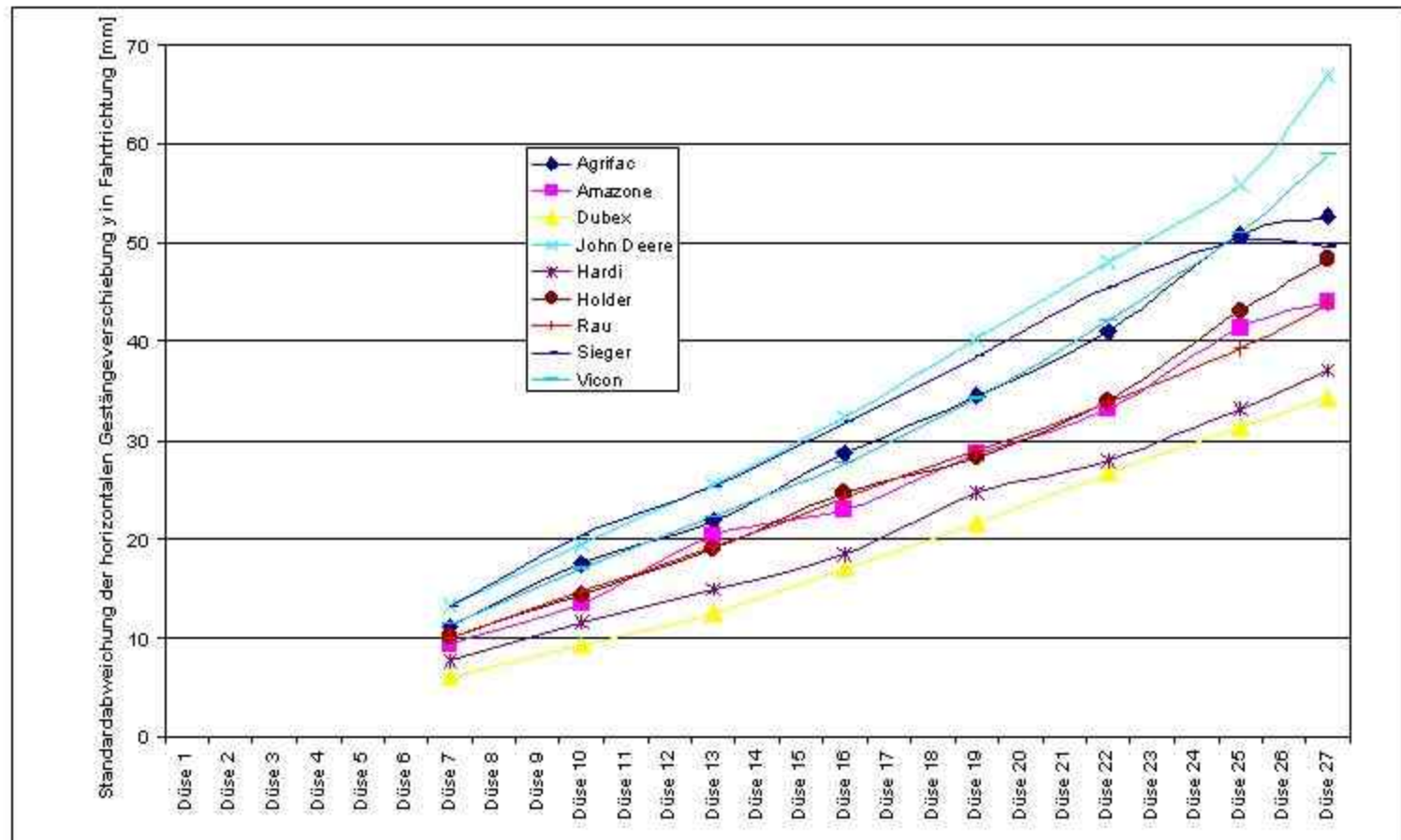
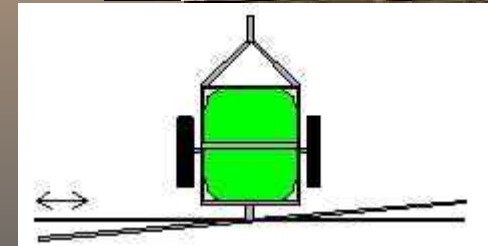


Abbildung 7: Standardabweichung der Gestängeauslenkung in Fahrtrichtung bei einer Fahrtgeschwindigkeit von 6 km/h über gesamter Arbeitsbreite

Even better at 10km/h

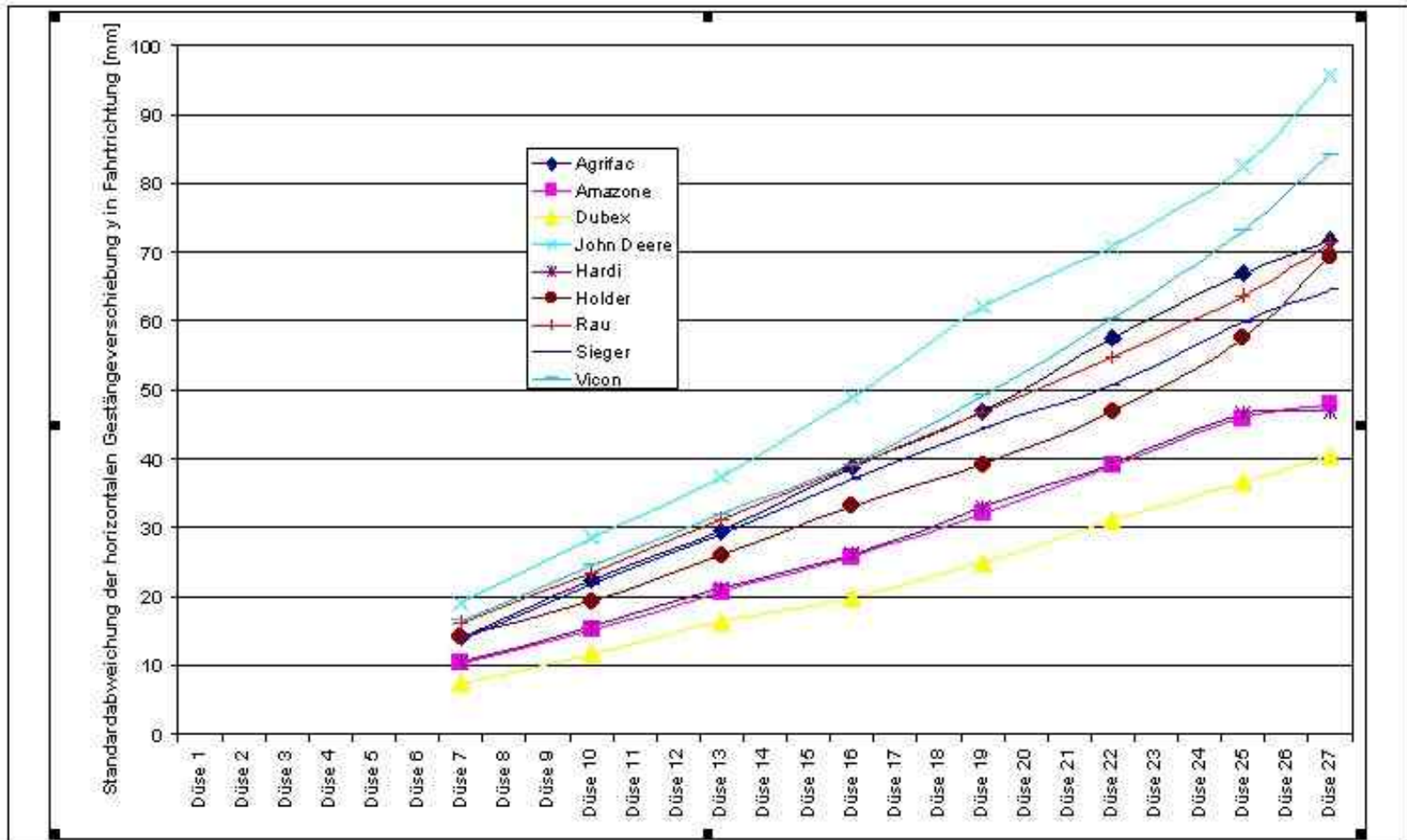


Abbildung 8: Standardabweichung der Gestängeauslenkung in Fahrtrichtung bei einer Fahrtgeschwindigkeit von 10 km/h über gesamter Arbeitsbreite

The best distribution with Dubex

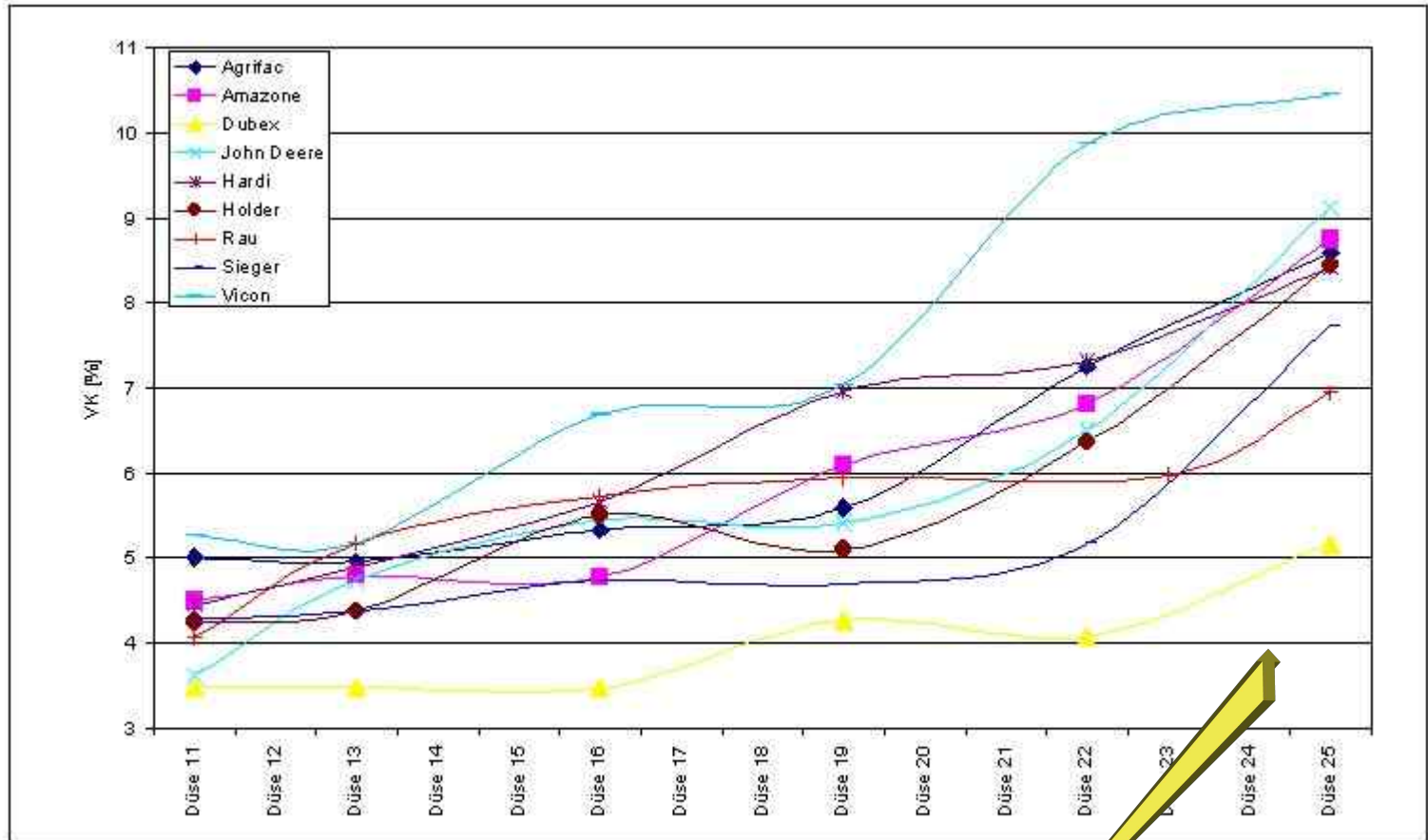



Abbildung 14: Belagsverteilung bei 10 km/h Fahrtgeschwindigkeit

⇒ Optimal distribution > optimal result

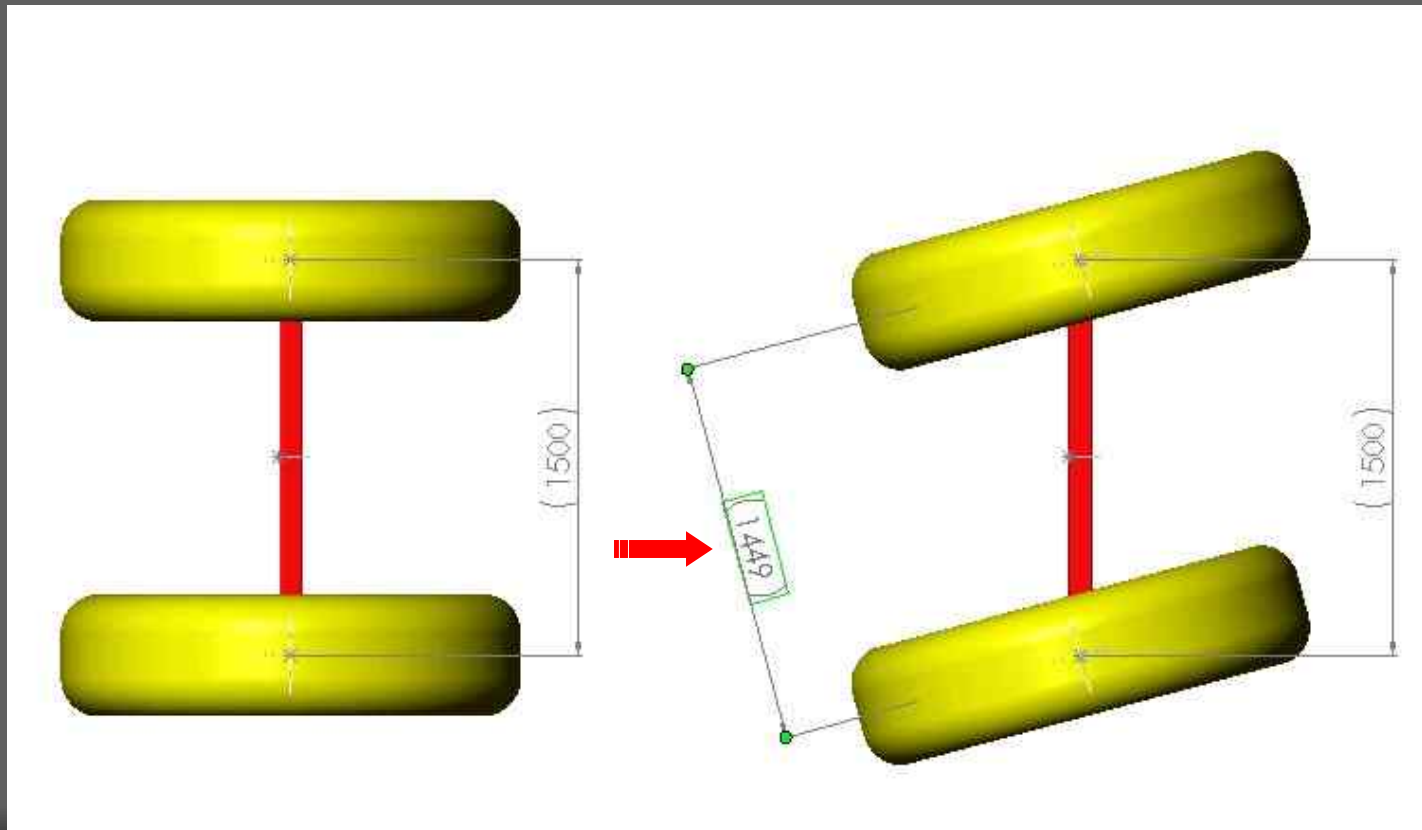
Exact tracking

- ⇒ Zaccurate tracking in and out the rows
- ⇒ Minimal damage
- ⇒ Minimal losses
- ⇒ Tracking with drawbar steering
- ⇒ Most accurate tracking
- ⇒ High stability
- ⇒ Constant trackwidth whilst steering



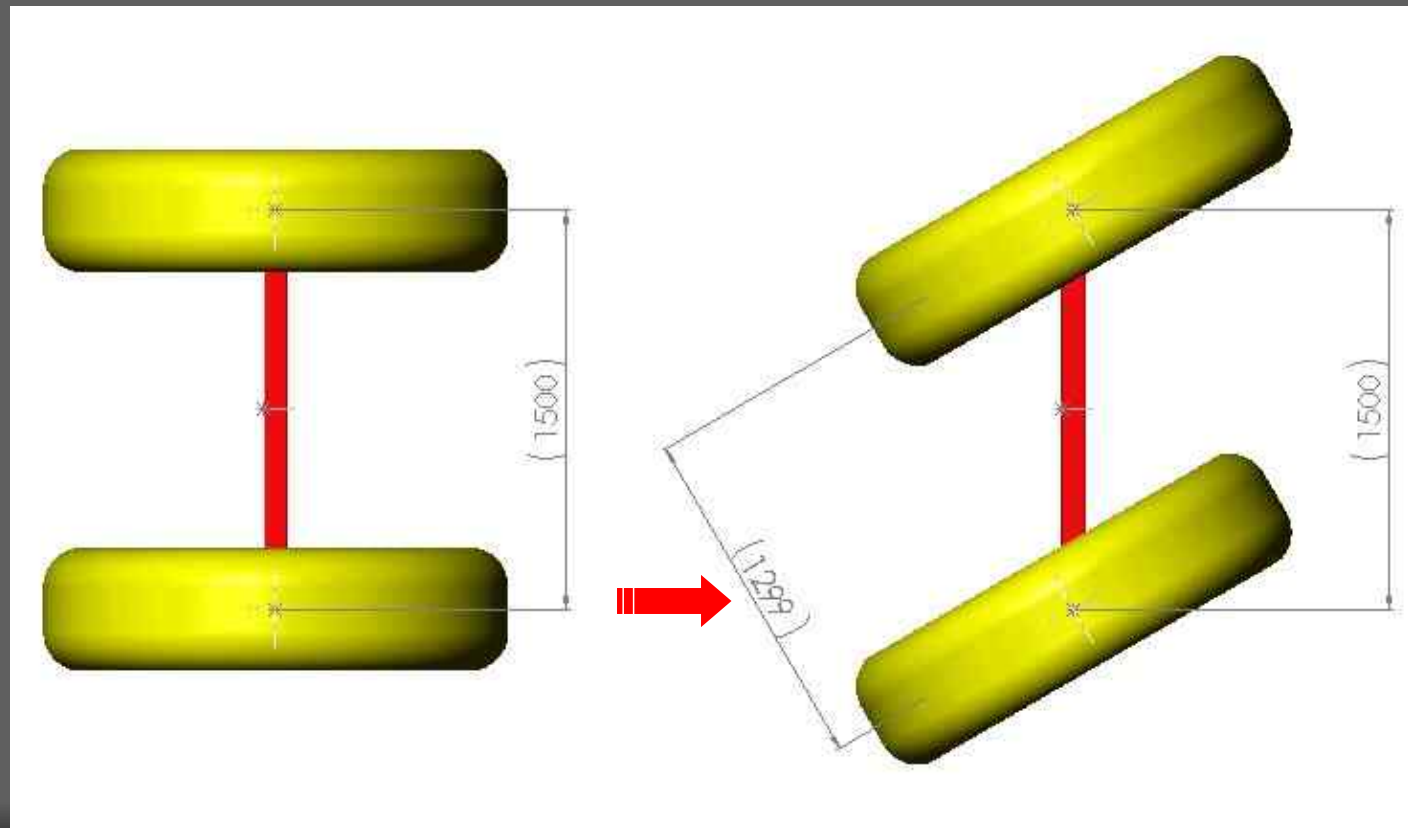
Kingpin steering at 15°

⇒ Trackwidth reduces from 150 to 145 cm



Kingpin steering at 30°

⇒ Trackwidth reduces from 150 down to 130 cm



Dubex, logical controls

- ⇒ Compact and clear design
- ⇒ User friendly SprayControl computer
- ⇒ Sprayboom circulation tubing
 - Quick priming of the entire sprayer
 - No V-shape at the start
 - Easy and perfect cleaning

Logical designed filling unit

- ⇒ Easy operation
- ⇒ Minimal hose length
- ⇒ Minimal leftovers



Pressure control unit

- ⇒ Self cleaning in line pressure filter
- ⇒ Auto pressure balancing pneumatic pressure control valve





Selfpropelled

**Spector Imp
and Hydrotrac**

General information

- ⇒ Dubex, a perfect mix between a proven chassis design and proven sprayer technology
- ⇒ Engines from 125 – 195 Hp
- ⇒ Tanks from 2300 – 4000 L
- ⇒ Working width 18 – 36 m

Spector Imp 4000 L

- ⇒ Design based on proven Dubex spray technology



Spector Imp

- High ground clearance
- Clearance 1200mm op
12.4 x 46
- Mechanical or
hydraulically adjustable
trackwidth



Spector Imp

⇒ Spector 4000 L



Spector Imp cab

- ⇒ New cab design
- ⇒ Ergonomical
- ⇒ Comfort
- ⇒ Airco
- ⇒ Suspended driver seat
- ⇒ Co-driver seat
- ⇒ Panoramic view



Imp Cab

Comfortcab



**Also available with 2300 and
3200 L tank**



Technical information

- ⇒ 2300 – 3200 – 4000 L tanks
- ⇒ Tanks made of Polyethylene, in- and outside equally smooth
- ⇒ 18-21-24-27-30-33-36 m workingwidth

Technische Informatie

- ⇒ Engines 125 147 158 and 195 Hp
- ⇒ Four-wheel steering with semi-automatic centering rear axle and crab-walk
- ⇒ Four wheel drive
- ⇒ Poclain and Sauer hydraulic drive chain
- ⇒ Front- and rear axle suspension

Spector



- ⇒ Dubex Stadskanaal NL
- ⇒ Cropsprayers since 1953
- ⇒ Complete range from 600 up to 6000 Liter and workingwidth till 45 meter
Mounted, trailed and selfpropelled cropsprayersn.

Spector Hydrotrac



- ⇒ Hydrotrac 100 and 120
- ⇒ Available with Deutz 152 and 181 Hp engines
- ⇒ Hydrostatic
- ⇒ 4-wheel drive
- ⇒ 4-wheel steer
- ⇒ High payload

Hydrotrac



- ⇒ Claas cab
- ⇒ Airco
- ⇒ Suspended driver seat
- ⇒ Active carbon airfilter

Hydrotrac



- ⇒ 4-wheelsteer
- ⇒ Suspended rear axle
- ⇒ Automatic centering rear axle

Hydrotrac



- ⇒ Front axle air suspension (type 100)
- ⇒ Hydropneumatic suspension (type 120)

Hydrotrac Hydraulic installation



- ⇒ Rexroth axial pump
- ⇒ Poclain wheelmotorsn
- ⇒ Elektrisch speed range shift:
 - ⇒ 0-12 kmh
 - ⇒ 0-16 kmh
 - ⇒ 0-26 kmh
 - ⇒ 0-40 kmh



Dubex

Good at cropprotection

